

Coaxlink

Coaxlink 10.4.2



PCI 
EXPRESSTM

CoaxPress

Terms of Use

EURESYS s.a. shall retain all property rights, title and interest of the documentation of the hardware and the software, and of the trademarks of EURESYS s.a.

All the names of companies and products mentioned in the documentation may be the trademarks of their respective owners.

The licensing, use, leasing, loaning, translation, reproduction, copying or modification of the hardware or the software, brands or documentation of EURESYS s.a. contained in this book, is not allowed without prior notice.

EURESYS s.a. may modify the product specification or change the information given in this documentation at any time, at its discretion, and without prior notice.

EURESYS s.a. shall not be liable for any loss of or damage to revenues, profits, goodwill, data, information systems or other special, incidental, indirect, consequential or punitive damages of any kind arising in connection with the use of the hardware or the software of EURESYS s.a. or resulting of omissions or errors in this documentation.

This documentation is provided with Coaxlink 10.4.2 (doc build 2061).
© 2019 EURESYS s.a.

Contents

1. Release Benefits	5
2. Release Specification	6
2.1. Products & Accessories	7
2.2. Firmware Variants per Product	8
2.3. CoaXPress Standard Compliance	12
2.4. Supported Operating Systems	13
2.5. Memento	14
2.6. Software Tools	14
3. Important Notices	15
3.1. Firmware Version Requirements	16
3.2. CPU Requirements	16
3.3. Driver Installation on macOS	17
3.4. Driver Installation on Windows	18
3.5. Driver Installation on Windows 7	19
3.6. Driver Installation on Windows Server 2016	20
3.7. Flash EEPROM Change Note	21
4. Release Details	22
4.1. Added Product(s)	23
4.2. Added Firmware Variant(s)	24
4.3. Added/Improved Features	25
4.4. Solved Issues	27
4.5. Breaking Changes	28
5. Development Tools	33
6. Known Issues	34
6.1. Deviations from the CoaXPress specification	35
CoaXPress 1.1.1 Discovery	35
Device to Host Connection Maps	36
6.2. Deviations from the GenTL specification	42

6.3. Deviations from the PCIe 3.0 specification44

6.4. Functional Limitations45

 aarch64 ARM Processor Architecture45

 1638 Coaxlink Quad CXP-345

1. Release Benefits

Coaxlink 10.4

First Coaxlink product with the CXP-12 technology

This release of Coaxlink supports [3603 Coaxlink Quad CXP-12](#), a four-connection CoaXPress CXP-12 frame grabber.

When compared to CoaXPress 1.1.1, the new CXP-10 and CXP-12 link speeds of CoaXPress 2.0 provide a two-fold bandwidth increase per connection. This provides room for cameras with higher throughput (as high as 5,000 MB/s for this instance) or a reduction of the number of connections.

The new CoaXPress front-end extends the cable range up to 70 m when it operates at CXP-6 speed and provides a comfortable 40 m cable range when it operates at CXP-12.

The new Micro-BNC (also known as HD-BNC™) connector type provides a robust bayonet locking mechanism largely adopted by the video broadcast industry.

1-camera firmware variant for [3603 Coaxlink Quad CXP-12](#)

This release of Coaxlink supports the "1-camera" firmware variant for [3603 Coaxlink Quad CXP-12](#).

This allows connecting one 1- or 2- or 4-connection area-scan CXP-12 camera to a single PCI Express card.

4-camera firmware variant for [3603 Coaxlink Quad CXP-12](#)

This release of Coaxlink supports the "4-camera" firmware variant for [3603 Coaxlink Quad CXP-12](#).

This allows connecting up to four single-connection CXP-12 cameras to a single PCI Express card.

I/O extension modules for [3602 Coaxlink Octo](#) and [3603 Coaxlink Quad CXP-12](#)

This release of Coaxlink supports the [3610 HD26F I/O Extension Module TTL-RS422](#) and the [3612 HD26F I/O Extension Module TTL-CMOS5V-RS422](#).

Each I/O extension module provides a configurable mix of up to 20 TTL inputs, up to 20 TTL (3610) or 5V CMOS (3612) outputs, up to 10 RS-422 inputs, or up to 10 RS-422 outputs.

This allows users of compatible frame grabbers to have access to new types of I/O ports (5V CMOS outputs, RS-422 outputs) or to extend the number of I/O ports available on Coaxlink cards (TTL inputs, TTL outputs, RS-422 inputs).

2. Release Specification

- 2.1. Products & Accessories 7
- 2.2. Firmware Variants per Product 8
- 2.3. CoaXPress Standard Compliance 12
- 2.4. Supported Operating Systems 13
- 2.5. Memento 14
- 2.6. Software Tools 14

2.1. Products & Accessories

Coaxlink main products

Product	S/N Prefix	Icon
<i>1630 Coaxlink Mono</i>	KMO	
<i>1631 Coaxlink Duo</i>	KDU	
<i>1632 Coaxlink Quad</i>	KQU	
<i>1633 Coaxlink Quad G3</i>	KQG	
<i>1635 Coaxlink Quad G3 DF</i>	KDF	
<i>1629 Coaxlink Duo PCIe/104-EMB</i>	KDI	
<i>1634 Coaxlink Duo PCIe/104-MIL</i>	KDR	
<i>1638 Coaxlink Quad CXP-3</i>	KQL	
<i>1637 Coaxlink Quad 3D-LLE</i>	KQE	
<i>3602 Coaxlink Octo</i>	KOC	
<i>3603 Coaxlink Quad CXP-12</i>	KQP	

Related accessory products

Product	S/N Prefix	Icon
<i>1625 DB25F I/O Adapter Cable</i>	DBC	
<i>1636 InterPC C2C-Link Adapter</i>	KCC	
<i>3300 HD26F I/O module for Coaxlink Duo PCIe/104</i>	KDM	
<i>3301 Thermal drain (Model 1) for Coaxlink Duo PCIe/104</i>		
<i>3302 DIN1.0/2.3 Coaxial cable for Coaxlink Duo PCIe/104</i>		
<i>3303 C2C-Link Ribbon Cable</i>		
<i>3304 HD26F I/O Adapter Cable</i>		
<i>3610 HD26F I/O Extension Module TTL-RS422</i>	EMA	
<i>3612 HD26F I/O Extension Module TTL-CMOS5V-RS422</i>	EMC	

Note: The S/N prefix is a 3-letter string at the beginning of the card serial number.

Note: Icons are used in this document for tagging titles of card-specific content.

2.2. Firmware Variants per Product

1630 Coaxlink Mono

Firmware Variant	Description	Host Connections Map	Stream Buffer Size	Advanced Processing
1-camera	One 1-connection area-scan camera	1D1	512 MB	LUT

1631 Coaxlink Duo

Firmware Variant	Description	Host Connections Map	Stream Buffer Size	Advanced Processing
1-camera	One 1- or 2-connection area-scan camera	1D2	1 GB	LUT
2-camera	One or two 1-connection area-scan cameras	2D11	512 MB	LUT
1-camera, line-scan	One 1- or 2-connection line-scan camera	1D2	1 GB	LUT
2-camera, line-scan	One or two 1-connection line-scan cameras	2D11	512 MB	LUT

1632 Coaxlink Quad

Firmware Variant	Description	Host Connections Map	Stream Buffer Size	Advanced Processing
1-camera	One 1- or 2- or 4-connection area-scan camera	1D4	1 GB	LUT
2-camera	One or two 1- or 2-connection area-scan cameras	2D22	512 MB	LUT
1-camera, line-scan	One 1- or 2- or 4-connection line-scan camera	1D4	1 GB	LUT

1633 Coaxlink Quad G3

Firmware Variant	Description	Host Connections Map	Stream Buffer Size	Advanced Processing
1-camera	One 1- or 2- or 4-connection area-scan camera, 1 data-stream	1D4	1 GB	LUT CFA
			512 MB	FFC LUT CFA
1-camera, 4-data-stream	One 1- or 2- or 4-connection area-scan camera, up to 4 data streams	1D4S4	256 MB	-
2-camera	One or two 1- or 2-connection area-scan cameras	2D22	512 MB	LUT
4-camera	One or two or three or four 1-connection area-scan cameras	4D1	256 MB	LUT
1-camera, line-scan	One 1- or 2- or 4-connection line-scan camera	1D4	1 GB	LUT
2-camera, line-scan	One or two 1- or 2-connection line-scan cameras	2D22	512 MB	LUT
4-camera, line-scan	One or two or three or four 1-connection line-scan cameras	4D1111	256 MB	LUT
1-slm-camera	Master 4-connection sub-link of an 8-connection area-scan camera	1D8SL4	1 GB	LUT
1-sls-camera	Slave 4-connection sub-link of an 8-connection area-scan camera	1D8SL4	1 GB	LUT

1629 Coaxlink Duo PCIe/104-EMB, 1634 Coaxlink Duo PCIe/104-MIL

Firmware Variant	Description	Host Connections Map	Stream Buffer Size	Advanced Processing
1-camera	One 1- or 2-connection area-scan camera	1D2	512 MB	LUT
2-camera	One or two 1-connection area-scan cameras	2D11	256 MB	LUT
1-camera, line-scan	One 1- or 2-connection line-scan camera	1D2	256 MB	LUT

1635 Coaxlink Quad G3 DF

Firmware Variant	Description	Host Connections Map	Stream Buffer Size	Advanced Processing
1-camera	One 1- or 2- or 4-connection area-scan camera	1D4	1 GB	LUT CFA
1-df-camera	One 1- or 2- or 4-connection area-scan data-forwarded-camera	1DF4	1 GB	LUT CFA
1-camera, line-scan	One 1- or 2- or 4-connection line-scan camera	1D4	1 GB	LUT
1-df-camera, line-scan	One 1- or 2- or 4-connection line-scan data-forwarded-camera	1DF4	1 GB	LUT

1637 Coaxlink Quad 3D-LLE

Firmware Variant	Description	Host Connections Map	Stream Buffer Size	Advanced Processing
1-camera	One 1- or 2- or 4-connection area-scan camera	1D4	1 GB	LLE

1638 Coaxlink Quad CXP-3

Firmware Variant	Description	Host Connections Map	Stream Buffer Size	Advanced Processing
4-camera	One or two or three or four 1-connection area-scan cameras	4D1111	128 MB	-

3602 Coaxlink Octo

Firmware Variant	Description	Host Connections Map	Stream Buffer Size	Advanced Processing
1-camera	One 1- or 2- or 4- or 8-connection area-scan camera	1D8	2 GB	LUT CFA
2-camera	One or two 1- or 2- or 4-connection area-scan cameras	2D44	1 GB	LUT CFA
			512 MB	FFC LUT CFA
4-camera	One or two or three or four 1- or 2-connection area-scan cameras	4D2222	512 MB	LUT
5-camera	One 1- or 2- or 4-connection area-scan camera and one or two or three or four 1-connection area-scan cameras	5D41111	1GB 256 MB	LUT
8-camera	Up to eight 1-connection area-scan cameras	8D11111111	256 MB	LUT
1-camera, line-scan	One 1- or 2- or 4- or 8-connection line-scan camera	1D8	2 GB	LUT
2-camera, line-scan	One or two 1- or 2- or 4-connection line-scan cameras	2D44	1 GB	LUT

3603 Coaxlink Quad CXP-12

Firmware Variant	Description	Host Connections Map	Stream Buffer Size	Advanced Processing
1-camera	One 1- or 2- or 4-connection area-scan camera, 1 data-stream	1D4	2 GB	LUT CFA
4-camera	One or two or three or four 1-connection area-scan cameras	4D1	512 MB	LUT

Note: Please contact us if you need another firmware variant.

2.3. CoaXPress Standard Compliance

Coaxlink products together with Coaxlink driver version 5.0 or higher complies with the following versions of the CoaXPress standard:

- CoaXPress Standard 1.0
- CoaXPress Standard 1.1
- CoaXPress Standard 1.1.1 (Partially)
- CoaXPress Standard 2.0 (Partially)

The following deviations to the CoaXPress standards apply:

- **For all versions:** Restrictions to the camera connection schemes. Refer to "[Device to Host Connection Maps](#)" on page 36.
- **For version 1.1.1 only:** Partial implementation of the 1.1.1 discovery. Refer to: "[CoaXPress 1.1.1 Discovery](#)" on page 35

2.4. Supported Operating Systems

Windows

The Coaxlink driver is designed to support all Windows versions from 7 to 10, including the server versions, on x86 (32-bit) and x86_64 (64-bit) platforms.

This release has been validated with the following Windows versions:

OS Name & Version	Platform	Notes
Microsoft Windows 7	x86 (32-bit)	Service Pack 1 with the latest updates
Microsoft Windows 8.1	x86 (32-bit)	-
Microsoft Windows 8.1	x86-64 (64-bit)	-
Microsoft Windows 10	x86-64 (64-bit)	Version 1709, a.k.a. Fall Creators Update

Note: The Coaxlink driver for Windows 10 is signed by Microsoft.

Note: Power saving modes of the operating systems (StandBy, Sleep, Suspend...) are not supported.

Linux

The Coaxlink driver is designed to be distribution-independent on x86, x86_64, and aarch64 platforms. It is expected to work with a wide range of distributions.

This release has been validated with the following distribution(s):

OS Name & Version	Platform	Notes
Linux CentOS 7	x86 (32-bit)	Kernel version 3.10
Linux Ubuntu 14.04	x86 (32-bit)	Kernel version 3.13
Linux Ubuntu 14.04	x86-64 (64-bit)	Kernel version 3.13
Linux Ubuntu 16.04.1 LTS	aarch64 (64-bit)	Kernel version 4.4.0-57
Linux Ubuntu 17.04	x86_64 (64-bit)	Kernel version 4.10
Linux Ubuntu 18.04.1 LTS	x86_64 (64-bit)	Kernel version 4.18.7

Note: Power saving modes of the operating systems (StandBy, Sleep, Suspend...) are not supported.

macOS

The Coaxlink driver is designed to support all macOS versions from version 10.12 on x86_64 (64-bit) platforms.

This release has been validated with the following version(s):

OS Name & Version	Platform	Notes
macOS 10.12.6	x86-64 (64-bit)	A.k.a. Sierra
macOS 10.13.4	x86-64 (64-bit)	A.k.a. High Sierra

Note: The Coaxlink driver for macOS is signed by Euresys using a certificate that has been signed by Apple.

Note: Power saving modes of the operating systems (StandBy, Sleep, Suspend...) are not supported.

2.5. Memento

Memento version 4.0 or later is required when using Coaxlink driver version 4.0 or later.

Memento version 9.5 is required to use the Memento Analyzer.

2.6. Software Tools

Tool Name	Tool Description
Coaxlink Firmware Manager	Tool for installing or upgrading the firmware embedded on the Coaxlink cards.
GenICam Browser (64-bit)	64-bit version of the GUI tool giving access to all the GenICam features exposed by the GenTL Producer(s) in your system
GenICam Browser	32-bit version of the GenICam browser
GenTL Console (64-bit)	64-bit version of the command-line tool giving access to all the functions and commands exposed by the Euresys GenTL Producer
GenTL Console	32-bit version of the GenTL Console

3. Important Notices

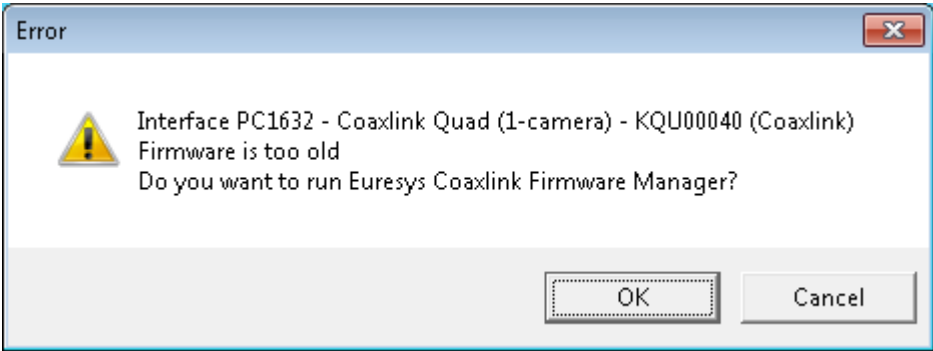
Important notifications to be read before installing and/or using the product on your PC!

- 3.1. Firmware Version Requirements16
- 3.2. CPU Requirements16
- 3.3. Driver Installation on macOS17
- 3.4. Driver Installation on Windows18
- 3.5. Driver Installation on Windows 719
- 3.6. Driver Installation on Windows Server 201620
- 3.7. Flash EEPROM Change Note21

3.1. Firmware Version Requirements

Important: It is **mandatory** to apply the Firmware Upgrade procedure prior to using this version of the driver.

Note: The Coaxlink driver checks the compatibility of the firmware installed on every Coaxlink card. For Coaxlink cards having an incompatible firmware, the GenTL driver exposes 0 (zero) Device and the GenICam browser displays a "Firmware too old" error message:



"Firmware too old" error message

Coaxlink 10.4

Product/Firmware Variant Combinations	Min. Firmware Version Number
3603 Coaxlink Quad CXP-12 (1-camera)	268
3603 Coaxlink Quad CXP-12 (4-camera)	
Other product/firmware variant combinations	266

3.2. CPU Requirements

The image converter requires a CPU that has the Supplemental Streaming SIMD Extension 3 (SSSE3) instruction set.

3.3. Driver Installation on macOS

Memento and Coaxlink Installers

This notice applies when installing Coaxlink or Memento Euresys drivers on macOS

After Memento and Coaxlink package files have been downloaded with **Safari**, the usual *double-click* to launch the installer will not let you install the package.

You shall use instead *control+click* and select *Open* to launch the installer. A window will pop up, click then on *Open* to proceed.

macOS High Sierra

This notice applies when installing Coaxlink or Memento Euresys drivers on macOS High Sierra

On macOS High Sierra, the user has to manually approve loading of third-party kernel extensions.

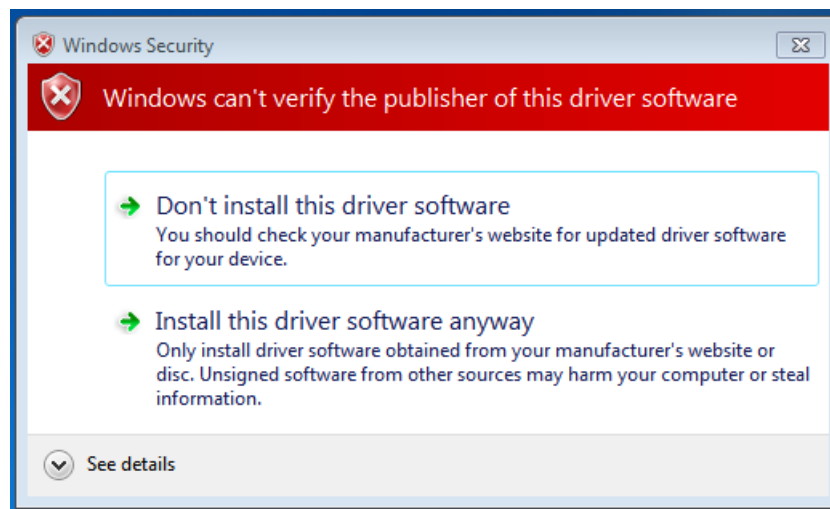
See https://developer.apple.com/library/content/technotes/tn2459/_index.html

The first time Memento and Coaxlink drivers are installed, their kernel extensions have to be approved.

A window about blocked extensions might pop up during the package installation.

Go to *Preferences* → *Security & Privacy* and ensure that **System software from developer "Euresys SA" was blocked from loading.** is not displayed. If so, click on **Allow**.

3.4. Driver Installation on Windows



Windows Security warning at driver installation on Microsoft Windows when VeriSign Universal Root CA is missing

This warning occurs when the VeriSign Universal Root CA certificate is missing from the Windows certificate store, which can happen if the system is not connected to the Internet and thus does not receive root certificates updates.

This issue can be solved by installing this missing certificate, which is available in an archive that can be downloaded [here](#), on the Symantec website.

3.5. Driver Installation on Windows 7

Renewal of the "Code Signing For Microsoft Authenticode" certificate for Euresys drivers and SHA-256 support

Microsoft Windows 7 and Microsoft Windows Server 2008 R2 now require at least SP1 as well as some specific Windows updates in order to support SHA-256 certificates.

Important: *The following Windows update is required and must be installed before using Euresys drivers on Microsoft Windows 7 and Microsoft Windows Server 2008 R2:*

- [KB3033929](#) (provides support for SHA-256 certificates which are required by Microsoft): without this one, a “Windows cannot verify the digital signature for the drivers required for this device” (code 52) error will prevent the Euresys drivers from loading.

3.6. Driver Installation on Windows Server 2016

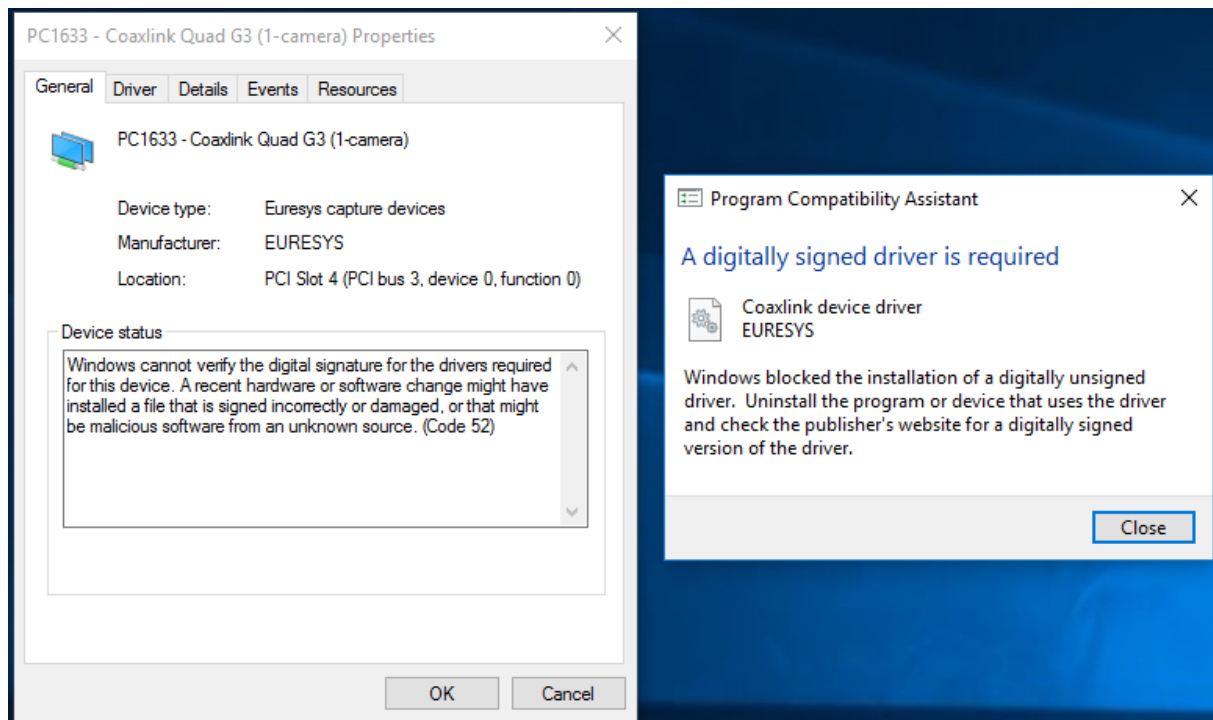
Configuration requirements for installing Euresys drivers on Windows Server 2016

Notice Applicability

- Coaxlink driver since version 4.7

Notice

When installing Euresys drivers on a fresh install of Windows Server 2016, the UEFI Secure Boot feature must be disabled in BIOS so that the Euresys drivers can be loaded by Windows when Secure Boot is enabled.



Device Manager error message

3.7. Flash EEPROM Change Note

Several Coaxlink products will undergo a hardware change of the Flash EEPROM control logic.

Note: *The Flash EEPROM is the memory that stores the contents of the Coaxlink's on-board FPGA.*

Affected products list

Product	S/N Prefix	First Serial Number of New Cards
1629 Coaxlink Duo PCIe/104-EMB	KDI	10,000
1633 Coaxlink Quad G3	KQG	10,000
1633-LH Coaxlink Quad G3 LH	KQH	10,000
1634 Coaxlink Duo PCIe/104-MIL	KDR	10,000
1635 Coaxlink Quad G3 DF	KDF	10,000
1637 Coaxlink Quad 3D-LLE	KQE	10,000

Consequences

Existing applications using a Coaxlink driver prior to version 10.0.0 are required to use a new procedure to install or update the firmware on new boards.

The change has no impact for applications already using Coaxlink driver 10.0.0 or higher.

With the exception of the firmware update, the change has strictly no impact on the product functionality, performance and specifications:

- The hardware design of these new cards, including the CoaXPress interface, PCI Express interface, the FPGA and the I/O, has not been changed.
- The functionality, performance and specification of the new cards is guaranteed to remain unchanged. Once programmed with the corresponding firmware, the new cards remain compatible with all previous versions of the Coaxlink driver.

For further information, refer to the [D207EN-Flash EEPROM Change Note PDF document](#).

4. Release Details

- 4.1. Added Product(s)23
- 4.2. Added Firmware Variant(s)24
- 4.3. Added/Improved Features25
- 4.4. Solved Issues27
- 4.5. Breaking Changes28

4.1. Added Product(s)

Coaxlink 10.4

Product Code & Denomination	Description
3603 Coaxlink Quad CXP-12	Four-connection CoaXPress CXP-12 frame grabber
3610 HD26F I/O Extension Module TTL-RS422	TTL I/O and RS-422 I/O extension module for 3602 Coaxlink Octo and 3603 Coaxlink Quad CXP-12
3612 HD26F I/O Extension Module TTL-CMOS5V-RS422	TTL input /5V CMOS output and RS-422 I/O extension module for 3602 Coaxlink Octo and 3603 Coaxlink Quad CXP-12

4.2. Added Firmware Variant(s)

Coaxlink 10.4

Target Product	Firmware Name	Description
<i>3603 Coaxlink Quad CXP-12</i>	1-camera	One 1- or 2- or 4-connection area-scan camera
	4-camera	One or two or three or four 1-connection area-scan cameras

4.3. Added/Improved Features

Coaxlink 10.4

GeniCam Browser

Check Configuration action

Added action `check-config` (`coaxlink://check-config`) to check:

- ❑ `cxpConnection`: whether current camera CoaXPress connection configuration corresponds to grabber detected connections;
- ❑ `width`: whether camera Width meets Coaxlink line pitch alignment requirement;
- ❑ `controlMethod`: whether grabber `CameraControlMethod` and current camera operating mode are compatible.

Configurator script

Improved `coaxlink://configurator` when loading vendor specific scripts.

Export XML action

Added action `export-xml` (`coaxlink://export/xml`) to export module features to an XML file.

This feature allows to export all parameters including Remote Device (camera) parameters and their values to an XML file.

I/O Tools

Line Input Tool

Added new `LineInputToolActivation` enumeration entry `AllEdges`.

When set to `AllEdges`, the LIN tool generates an event on each transition of the line signal.

Events

New event notification context

Added new `EventNotificationContext` enumeration entry `LineStatusAllHi`.

This allows the high 32-bit part of the `LineStatusAll` feature to be reported in an event notification context.

GenICam Features

Interface Module

Added features `CxpControlParameterSelector` and `CxpControlParameter` in the category `CoaXPressAdvanced` to set CoaXPress control parameters `TransactionTimeout` and `TransactionMaxResendCount`.

Firmware Management

CustomLogic firmware management

Improved handling of CustomLogic firmware files in Coaxlink firmware manager.

Installer

Un-installation progress indicator

Show waiting message or progress dialog during Coaxlink package installation.

4.4. Solved Issues

Coaxlink 10.4

Installer

10.4.2: Fixed installation of Memento trace definition files.

Fixed uninstallation of the Coaxlink driver package from the Windows Driver Store.

GenAPI

`@ee` returns the list of all enumeration entries even when the node is not accessible.

GeniCam Browser

`genicam-browser` displays `<unnamed>` when camera has no name.

Fixed an issue that caused *cannot be greater than 0* errors on Integer features making references to Float features for which no Min/Max values were defined.

4.5. Breaking Changes

Changes in the API that are not backward compatible.

Since Coaxlink 10.3

PayLoadSize Behavior

The feature `PayloadSize` is not available anymore when the remote device `Width` is not in line with the data stream `Width.Inc`

Since Coaxlink 10.2

Additional constructor parameter required

The grabber classes (based on `EGrabber`) instantiated by `EGrabbers` require the additional constructor parameter (`bool remoteRequired`), please refer to sample "**213-egrabbers**" for details

Since Coaxlink 10

Deprecated functions from namespace `Euresys`

Deprecated the functions `Features`, `RegexFeatures`, `GlobFeatures`, `EnumEntries`, `RegexEnumEntries`, `GlobEnumEntries` from namespace `Euresys`, which are still available by **#defining** `EURESYS_USE_NS_EURESYS_DEPRECATED_API`.

Two options to fix user code:

- **Recommended change** Replace all occurrences of:
 - ❑ `Euresys::Features()` by `Euresys::query::features()`
 - ❑ `Euresys::RegexFeatures(re)` by `Euresys::query::features().regex(re)`
 - ❑ `Euresys::GlobFeatures(g)` by `Euresys::query::features().glob(g)`
 - ❑ `Euresys::EnumEntries(f)` by `Euresys::query::enumEntries(f)`
 - ❑ `Euresys::RegexEnumEntries(f, re)` by `Euresys::query::enumEntries(f).regex(re)`
 - ❑ `Euresys::GlobEnumEntries(f, g)` by `Euresys::query::enumEntries(f).glob(g)`
- 1. Or add `#define EURESYS_USE_NS_EURESYS_DEPRECATED_API` before `#include <EGrabber.h>` (or `#include <EGenTL.h>`), a quick fix that doesn't require changing source code.

Since Coaxlink 9.3.1

Removed data stream event counts from the list of possible contexts of device event notifications

Removed data stream event counts from the list of possible contexts of device event notifications.

`StartOfCameraReadoutEventCount`, `EndOfCameraReadoutEventCount`, `StartOfScanEventCount`, `EndOfScanEventCount`, `RejectedFrameEventCount`, and `RejectedScanEventCount` are no longer valid values for `EventNotificationContext1`, `EventNotificationContext2`, and `EventNotificationContext3` in the device module.

Since Coaxlink 9.3

Reset of `StartOfScanTriggerSource`, `EndOfScanTriggerSource` and `ScanLength` features

Data stream features `StartOfScanTriggerSource`, `EndOfScanTriggerSource` and `ScanLength` are now reset by the data stream feature `StreamReset`. Previously, they were reset by the device feature `DeviceReset`.

Since Coaxlink 9.2

GenAPI Features Range Checking

Range checking will prevent applications from setting forbidden values to camera features. A meaningful error will be reported if such an event should happen.

Since Coaxlink 9.1.1

Camera Model - Exposure Time Range Boundaries

When `ExposureTimeMin` and/or `ExposureTimeMax` are/is set, the order in which the features `ExposureTimeMin`, `ExposureTimeMax` and `ExposureTime` are set is imposed by the constraints.

Since Coaxlink 7.1.1

GenTL 1.5 Header File

Moved to standard GenTL 1.5 header file (was previously GenTL 1.4):

- GenTL 1.5 changed namespace from `GenICam::Client` to `GenTL`,
- Coaxlink custom GenTL definitions have been moved accordingly from the namespace `GenICam::Client::Euresys` to namespace `GenTL::EuresysCustomGenTL`,
- replaced header file `GenTL_v1_4.h` by `GenTL_v1_5.h`,
- replaced header file `GenTL_v1_4_EuresysCustom.h` by `GenTL_v1_5_EuresysCustom.h`.

Euresys::GenTL Class Renaming

Renamed the class `Euresys::GenTL` into `Euresys::EGenTL` to avoid name conflicts with the new standard GenTL 1.5 namespace `GenTL`. This will impact any code using the class `Euresys::GenTL`:

- renamed header file `EuresysGenTL.h` into `EGenTL.h`,
- renamed header file `EuresysGenTLErrors.h` into `EGenTLErrors.h`,
- `Euresys::EGenTL` is now declared in header file `EGenTL.h`.

Deprecated Euresys::SharedGenTL Class

Deprecated the class `Euresys::SharedGenTL`, which is still available by defining `EURESYS_USE_SHAREDGENTL_DEPRECATED_API`.

Two options to fix user code:

- **Recommended change** Replace all occurrences of `Euresys::SharedGenTL` by `Euresys::EGenTL`,
- Or add `#define EURESYS_USE_SHAREDGENTL_DEPRECATED_API` before `#include <EGrabber.h>`, a quick fix that doesn't require changing source code.

GenTL 1.5 Changes

Announcing or revoking buffers while acquiring returns the error code `GC_ERR_BUSY` (was `GC_ERR_RESOURCE_IN_USE` for GenTL 1.4)

Revoking a queued buffer returns the error code `GC_ERR_BUSY` (was `GC_ERR_RESOURCE_IN_USE` for GenTL 1.4)

New device access status values (defined by GenTL 1.5) returned by the GenTL functions `IFGetDeviceInfo` and `DevGetInfo` for the command `DEVICE_INFO_ACCESS_STATUS`:

- `DEVICE_ACCESS_STATUS_OPEN_READWRITE`: when the device is opened by the current producer with read/write access
- `DEVICE_ACCESS_STATUS_OPEN_READONLY`: when the device is opened by the current producer with read-only access

Since Coaxlink 7.0.0

OemSafetyKey Length

The length of `ProgramOemSafetyKey` and `CheckOemSafetyKey` is now limited by a user-configurable `MaximumOemKeyLength` (4096 characters by default)

LUT Configuration Locking

LUT configuration features (datastream) are locked while grabbing.

CIC Features Availability

Features related to the CIC (device) are not available when `CameraControlMethod` is `NC` or `EXTERNAL`

Since Coaxlink 4.6.1

EGrabber API

Deprecated EGrabber method `announceBuffer` (superseded by `announceAndQueue`).

Two options to fix user code:

- **Recommended change** Replace all occurrences of `announceBuffer` by `announceAndQueue(GenTLMemory(...))` or `announceAndQueue(UserMemory(...))`,
- Or add `#define EURESYS_USE_EGRABBER_DEPRECATED_API` before `#include <EGrabber.h>`.

Since Coaxlink 4.5.1

Euresys Name Space for EGrabber Classes

EGrabber C++ classes now belong to `Euresys` namespace.

Two options to fix user code:

- **Recommended change** Replace each occurrence of `EGrabber` by `Euresys::EGrabber`,
- Or add `using namespace Euresys;` after `#include <EGrabber.h>`.

Since Coaxlink 4.4.1

EGrabber API

The API of EGrabber .NET classes have changed since Coaxlink 4.4.0 beta

`GenTL` class now behaves like `SharedGenTL`, which is what most users need

- The `GenTL` constructor accepts a new argument, named `shared`, which can be used to revert to the old behavior.

RGBConverter.h

Added `inplace1x2yeReordering` methods instead of `Inplace1x2yeReordering` class

- User code needs to be adapted to call `inplace1x2yeReordering` instead of creating an `Inplace1x2yeReordering` instance, please see `include/RGBConverter.h` for a code sample.

Since Coaxlink 4.4.0

.NET Assembly

Added new assembly exposing `EGrabber` classes, previous `CoaxlinkGrabber` classes are removed from the assembly.

EGrabber

Deprecated `getInfoString` methods (replaced by `getInfo`).

Two options to fix user code:

- **Recommended change** Replace all occurrences of `getInfoString<module>` (and `getBufferInfoString`) by `getInfo<module, std::string>` (and `getBufferInfo<std::string>`)
- Or add `#define EURESYS_USE_EGRABBER_DEPRECATED_API` before `#include <EGrabber.h>`.

GenTL C++ class

Deprecated `bayerConvert`

Though the function `bayerConvert` is superseded by the image converter, it is still possible to use it, if required please add `#define EURESYS_USE_BAYER_DEPRECATED_API` before `#include <EuresysGenTL.h>` or `#include <EGrabber.h>`

Since Coaxlink 4.3

Data Stream Module GenICam Feature

`UnpackingMode`: Changed default value to LSB (instead of MSB)

Since Coaxlink 4.1

Device Module Features

Merged `CycleTriggerSource` and `CycleHardwareTriggerSource` features.

Renamed `CycleSoftwareTrigger` into `StartCycle`.

Renamed `CyclePeriodTarget` into `CycleMinimumPeriod`.

Renamed `ErrorCounter` into `ErrorCount`.

Renamed `ErrorCounterReset` into `ErrorCountReset`.

Removed backward compatibility for deprecated features: `TriggerSource`, `TargetFramePeriod`, `ExposureRecovery`.

5. Development Tools

The Coaxlink driver is supplied as GenICam GenTL producer libraries (coaxlink.cti):

- An x86 dynamic library designed to be used with ISO-compliant C/C++ compilers for the development of x86 applications.
- An x86_64 dynamic library designed to be used with ISO-compliant C/C++ compilers for the development of x86_64 applications.
- An aarch64 dynamic library designed to be used with ISO-compliant C/C++ compilers for the development of aarch64 applications.
- A .NET assembly designed to be used with development environments compatible with .NET frameworks version 2.0 or higher.

The Coaxlink cards should be usable with any development tool that supports at least one of these interfaces.

6. Known Issues

- 6.1. Deviations from the CoaXPress specification35
 - CoaXPress 1.1.1 Discovery35
 - Device to Host Connection Maps36
- 6.2. Deviations from the GenTL specification42
- 6.3. Deviations from the PCIe 3.0 specification44
- 6.4. Functional Limitations45
 - aarch64 ARM Processor Architecture45
 - 1638 Coaxlink Quad CXP-345

6.1. Deviations from the CoaXPress specification

CoaXPress 1.1.1 Discovery	35
Device to Host Connection Maps	36

CoaXPress 1.1.1 Discovery

The **10.1.3 Discover Devices and Connection Topology** paragraph of the CoaXPress 1.1.1 standard claims:

"The Host shall read the `ConnectionConfigDefault` register to find the number of expected connections. It shall then write to the `ConnectionConfig` register to enable the number of connections read from `ConnectionConfigDefault`. However it shall not change from the discovery rate at this stage."

The **10.3.33 ConnectionConfig** paragraph of the CoaXPress 1.1.1 standard claims:

"This register shall hold a valid combination of the Device connection speed and number of active downconnections. Writing to this register shall set the connection speeds on the specified connections, and the high speed upconnection, if supported. If the new `ConnectionConfig` value results in a change of connection speed, the Device shall acknowledge the `ConnectionConfig` access at the original connection speed. Therefore it shall acknowledge the access before changing connection speed."

Note: *Not all theoretical combinations of connection speed and number of connections may be usable. One register is used to ensure that the two variables are set simultaneously. The XML file and product documentation give valid combinations for the Device. A connection reset sets the value corresponding to the selected discovery rate and one connection.*

Considering that:

1. the above paragraphs disagree on the value that should be written to the `ConnectionConfig` register,
2. changing the behavior to respect CoaXPress 1.1.1 statements causes issues with some cameras,

the CoaXPress discovery procedure of the Coaxlink driver is not modified to comply with CoaXPress 1.1.1.

At the end of the discovery procedure, the Coaxlink driver sets the speed and the number of the connections of the CoaXPress Link according to the settings of `ConnectionConfigDefault` register of the camera.

Device to Host Connection Maps

The CoaXPress standard suggests that Devices (cameras or data forwarding devices) can be connected to the Host (frame grabber) using a free connection scheme.

Instead, the Host Interface of Coaxlink requires a specific assignment of the Device connections to the Host connectors. Such assignment is named **Host Connection Map**.

The Host Connection Map is hard-coded in the product firmware variant. The Coaxlink product and firmware variant must be selected according to the required mapping!

Host Connection Map naming convention

The **Host Connection Map** or **HCMAP** designates how the connections of the Host Interface of a Coaxlink card are allocated to the Devices (cameras).

A Host Connection Map - HCMAP - is designated by an acronym using the following Euresys proprietary naming convention:

```
<dev#><dev-type> [<str#>S] {<con#>...<con#>} [<SL-con#>]
```

where:

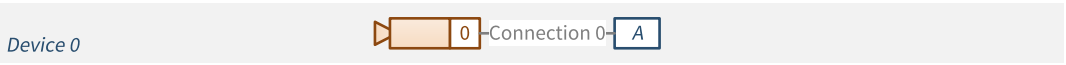
- <dev#> declares the maximum number of Devices (cameras) that can be attached to the Host Interface.
 - 1 for a single-device Host interface
 - 2 for a 2-device Host interface
 - ...
- <dev-type> declares the device type.
 - D for standard CoaXPress devices
 - DF for virtual devices used in the Data Forwarding schemes
- <con#> declares the number of connections available for each device. *This field is repeated once for each device.*
 - 1 for a single-connection device
 - 2 for 2-connection device
 - ...
- <str#>S declares the maximum number of data streams allowed by a device.
 - This field is omitted when there is only 1 stream
 - 4S for a up to 4 data-streams per device
- SL<-con#> declares the number connections per sub-link.
 - *This field is omitted when there are no sub-links.*
 - SL4 for a 4-connection sub-links

Examples


HCMAP **2D22** designates a Host Interface with 2 standard 1-data-stream CoaXPress Devices and 2 connections for each device.

HCMAP **1D4S4** designates a Host Interface with 1 standard CoaXPress Devices, up to 4 data streams, and 4 connections per device.

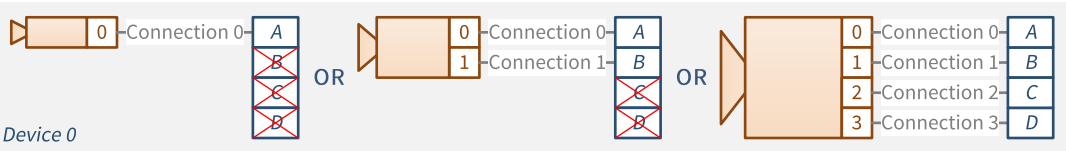
Standard CoaXPress devices - One-camera Host Connection Maps (1D1, 1D2, 1D4, 1D8)



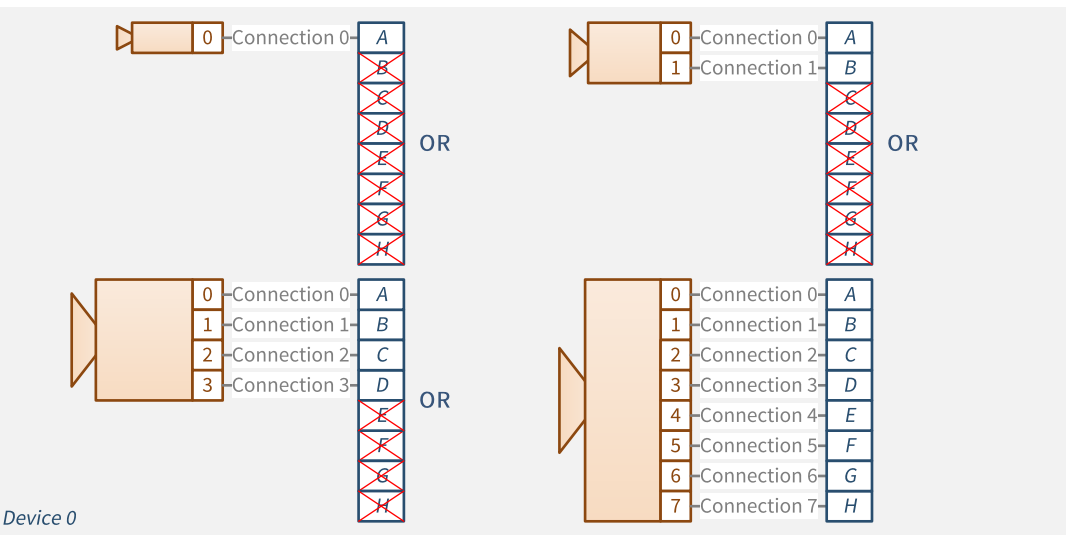
1D1 host connection map



1D2 host connection map

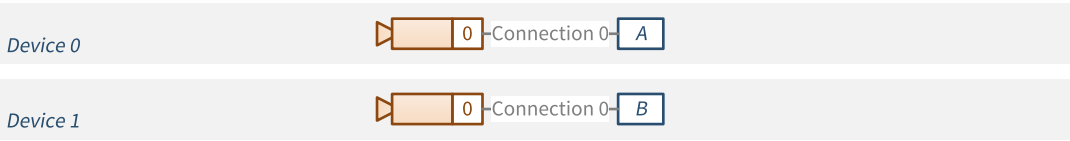


1D4 host connection map

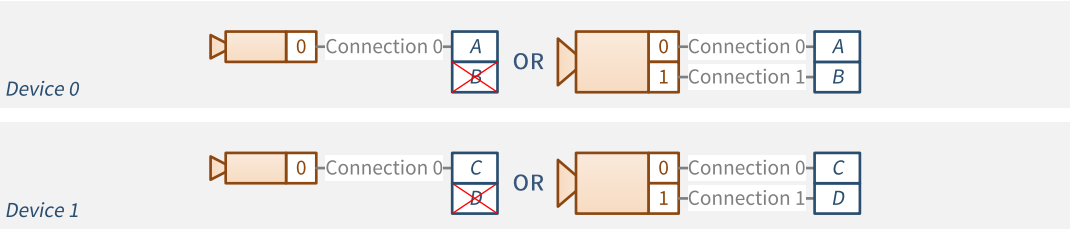


1D8 host connection map

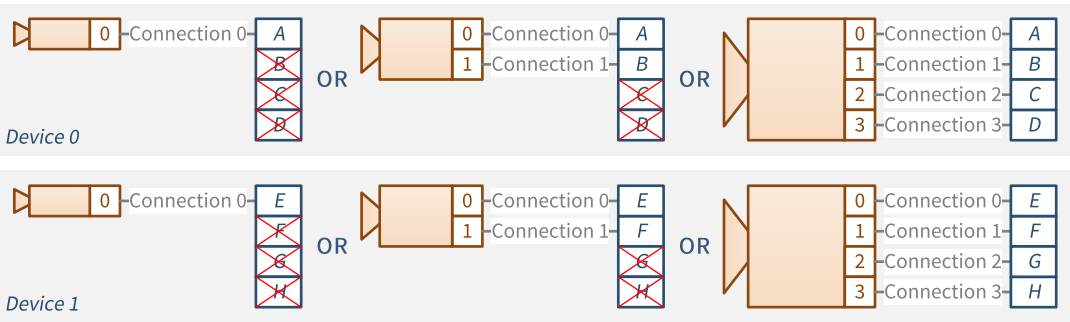
Standard CoaXPress devices - Two-camera Host Connection Maps (2D11, 2D22, 2D44)



2D11 host connection map

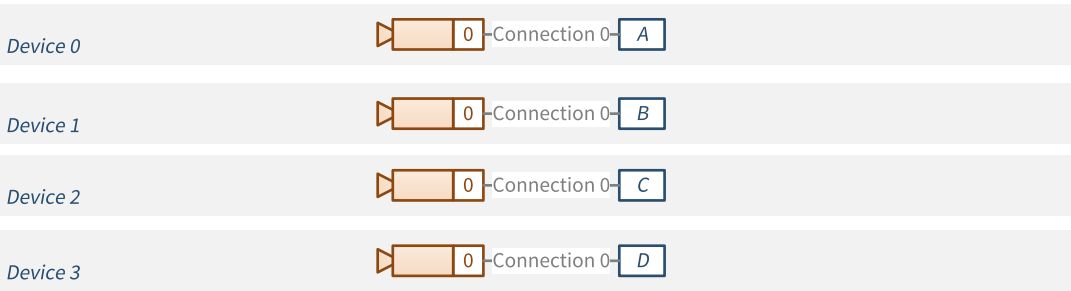


2D22 host connection map

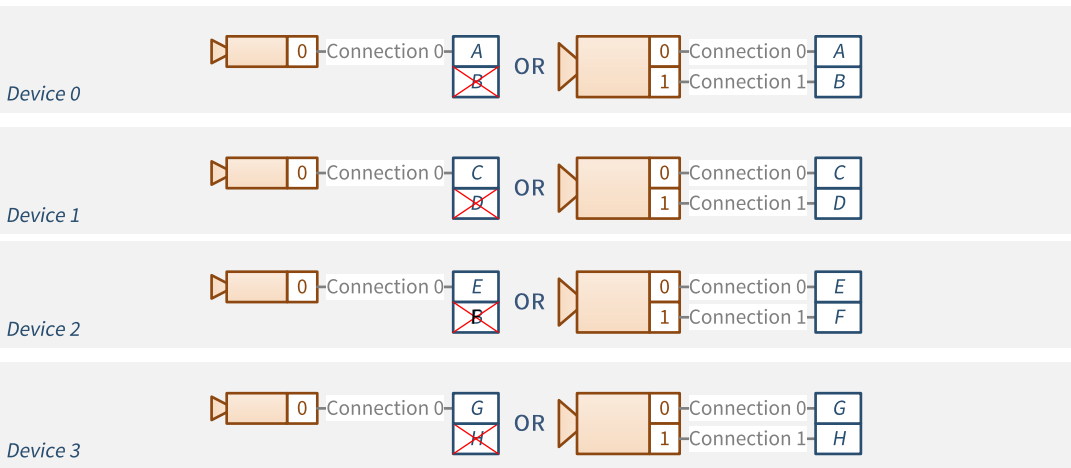


2D44 host connection map

Standard CoaXPress devices - Four-camera Host Connection Maps (4D1111, 4D2222)

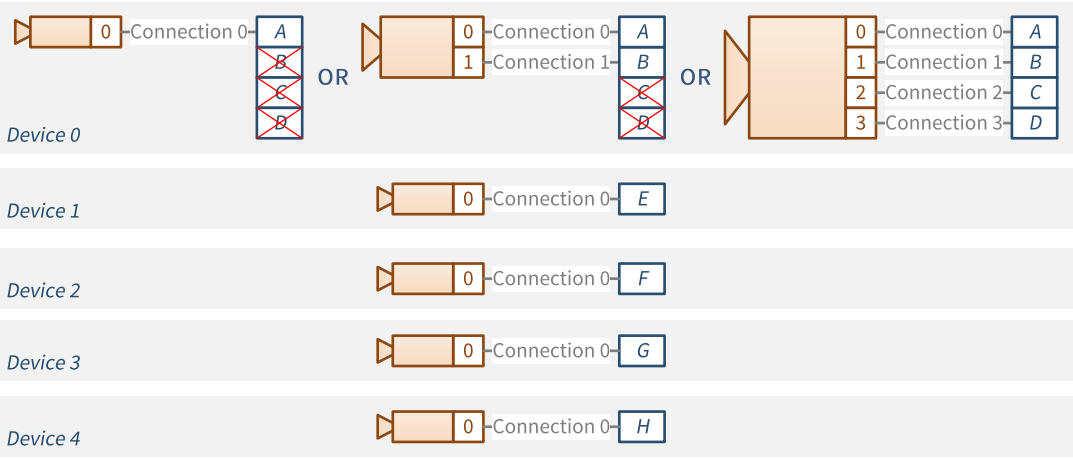


4D1111 host connection map




4D2222 host connection map

Standard CoaXPress devices - Five- and Eight-camera Host Connection Maps (5D41111, 8D1111111)



5D41111 host connection map



8D11111111 host connection map

6.2. Deviations from the GenTL specification

EventKill

The GenTL specification states that:

- In case of multiple pending wait operations `EventKill` causes one wait operation to return with a `GC_ERR_ABORT` error code.
- This means that if more than one thread waits for an event, the `EventKill` function terminates only one wait operation and other threads will continue execution.
- Therefore in order to cancel all pending wait operations `EventKill` must be called as many times as wait operations are pending.
- In case this function is called while no wait operation was pending the next call to `EventGetData` will return a `GC_ERR_ABORT`.

This specification is nothing but the behavior description of a particular implementation based on a Windows auto-reset event.

This implementation is prone to race conditions: calling `EventKill` N times in a row to kill exactly N waiting threads is not guaranteed to work as expected because signaling an event that is already in the signaled state has no effect. In other words, some of the `EventKill` calls could have no effect.

`EventKill` as specified is not easy to use: How many `EventKill` calls are required? How many `EventGetData` calls should we expect to return `GC_ERR_ABORT`? Note that race conditions affect these questions.

The Euresys GenTL implementation solves these issues, but differs slightly:

- `EventKill` aborts all pending wait operations on the event handle.
- `EventKill` has no impact on subsequent wait operations.

DSStopAcquisition

The GenTL specification states that:

- Each call to `DSStartAcquisition` must be accompanied by a call to `DSStopAcquisition`.
- Argument `iNumToAcquire` passed to `DSStartAcquisition` sets the number of filled/delivered buffers after which the acquisition engine stops automatically.
- There must be a call to `DSStopAcquisition` accompanying each call to `DSStartAcquisition` even though the stream already stopped because the number of frames to acquire was reached.
- `DSStopAcquisition` returns `GC_ERR_RESOURCE_IN_USE` when the acquisition engine has already been terminated or has not been started.

The reasons for this behavior is not clear.

The Euresys GenTL implementation differs slightly:

- `DSStopAcquisition` will not return `GC_ERR_RESOURCE_IN_USE` if the data stream hasn't been started.
- `DSStopAcquisition` will not return `GC_ERR_RESOURCE_IN_USE` if the data stream has already been stopped by a prior call to `DSStopAcquisition`.
- `DSStopAcquisition` will not return `GC_ERR_RESOURCE_IN_USE` if the data stream has stopped automatically after `iNumToAcquire` images have been captured.

In other words, `DSStopAcquisition` is idempotent.

With the Euresys implementation, it is not necessary to treat some errors as normal, and race conditions (between `DSStopAcquisition` and the automatic stop of the data stream are avoided. Furthermore, if the data stream has stopped automatically after acquiring `iNumToAcquire` images, `DSStartAcquisition` can be called without first calling `DSStopAcquisition`.

6.3. Deviations from the PCIe 3.0 specification

Applies to: **QuadG3** **QuadG3DF**

1633 Coaxlink Quad G3 and *1635 Coaxlink Quad G3 DF* operate only at PCIe 2.0 and PCIe 3.0 link speeds.

These products cannot be used when inserted in PCIe revision 1.x slots.

6.4. Functional Limitations

aarch64 ARM Processor Architecture	45
1638 Coaxlink Quad CXP-3	45

aarch64 ARM Processor Architecture

Image converters

The image conversion functions for the aarch64 ARM processor architecture don't use the ARM NEON general-purpose SIMD engine.

1638 Coaxlink Quad CXP-3

Applies to: **QuadCXP3**

Pixel unpacking

1638 Coaxlink Quad CXP-3 doesn't allow to disable the pixel unpacking by setting **Unpacking** to **Off**. Both **Msb** and **Lsb** unpacking modes are supported.

10-bit, 12-bit and 14-bit pixels are always unpacked to 16-bit

Color components swap

1638 Coaxlink Quad CXP-3 doesn't allow to swap the red (first-) and the blue (last-) color component by setting **RedBlueSwap** to **True**.

4:2:2 Pixel formats

1638 Coaxlink Quad CXP-3 doesn't support YCbCr 4:2:2 and YUV 4:2:2 pixel formats.