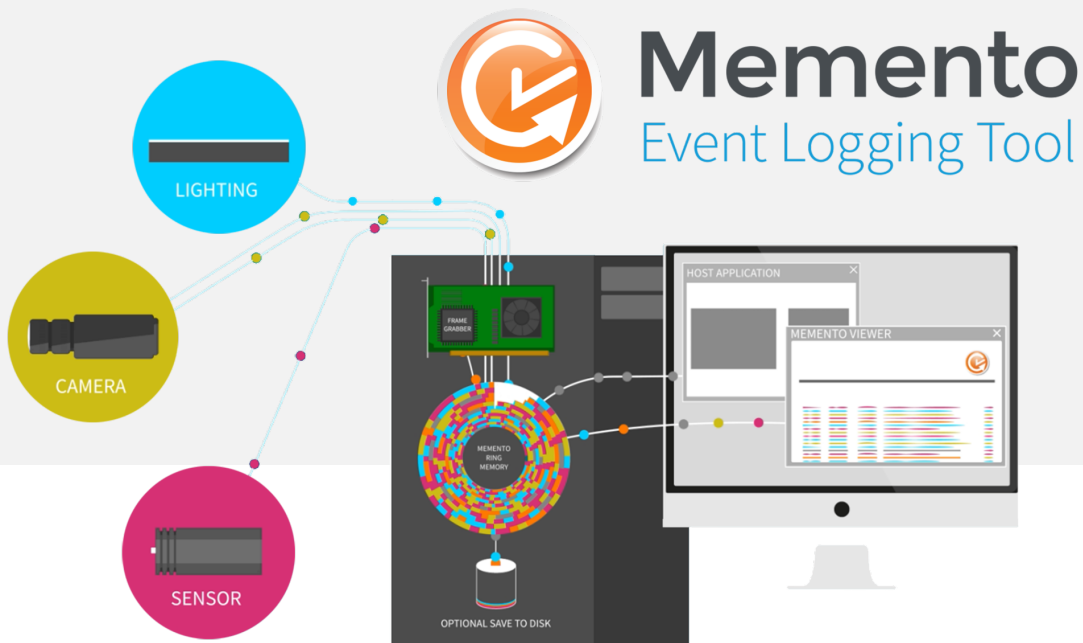


Memento

Memento 12.3.1



Terms of Use

EURESYS s.a. shall retain all property rights, title and interest of the documentation of the hardware and the software, and of the trademarks of EURESYS s.a.

All the names of companies and products mentioned in the documentation may be the trademarks of their respective owners.

The licensing, use, leasing, loaning, translation, reproduction, copying or modification of the hardware or the software, brands or documentation of EURESYS s.a. contained in this book, is not allowed without prior notice.

EURESYS s.a. may modify the product specification or change the information given in this documentation at any time, at its discretion, and without prior notice.

EURESYS s.a. shall not be liable for any loss of or damage to revenues, profits, goodwill, data, information systems or other special, incidental, indirect, consequential or punitive damages of any kind arising in connection with the use of the hardware or the software of EURESYS s.a. or resulting of omissions or errors in this documentation.

This documentation is provided with Memento 12.3.1 (doc build 6022).
© 2020 EURESYS s.a.

Contents

- Documentation Changes 4
- 1. Release Specifications 5
 - 1.1. Supported Operating Systems 6
 - 1.2. Contributing Drivers 7
- 2. Important Notices 8
 - 2.1. Installing Memento 9
 - 2.2. Driver Installation on macOS 11
 - 2.3. Driver Installation on Windows 12
 - 2.4. Driver Installation on Windows 7 14
 - 2.5. Driver Installation on Windows Server 2016 15
- 3. Release Details 16
 - 3.1. Added and Improved Features 17
 - 3.2. Solved Issues 18

Documentation Changes

Release 12.3

Updated sections

See ["Added and Improved Features"](#) on page 17

See ["Solved Issues"](#) on page 18

1. Release Specifications

1.1. Supported Operating Systems	6
1.2. Contributing Drivers	7

1.1. Supported Operating Systems

Windows

The **Memento** driver is designed to support all Windows versions from 7 to 10, including the server versions, on x86 (32-bit) and x86_64 (64-bit) platforms.

This release has been validated with the following Windows versions:

OS Name & Version	Platform	Notes
Microsoft Windows 7	x86 (32-bit)	Service Pack 1 with the latest updates
Microsoft Windows 8.1	x86 (32-bit)	-
	x86-64 (64-bit)	-
Microsoft Windows 10	x86-64 (64-bit)	Version 1903, a.k.a. May 2019 Update



NOTE

The **Memento** driver for Windows 10 is signed by Microsoft.

Power saving modes of the operating systems (StandBy, Sleep, Suspend...) are not supported.

Linux

The **Memento** driver is designed to be distribution-independent on x86, x86_64, and aarch64 platforms. It is expected to work with a wide range of distributions.

This release has been validated with the following distribution(s):

OS Name & Version	Platform	Notes
Linux CentOS 7	x86 (32-bit)	Kernel version 3.10
Linux Ubuntu 14.04	x86 (32-bit)	Kernel version 3.13
Linux Ubuntu 14.04	x86-64 (64-bit)	Kernel version 3.13
Linux Ubuntu 16.04.1 LTS	aarch64 (64-bit)	Kernel version 4.4.0-57
Linux Ubuntu 17.04	x86_64 (64-bit)	Kernel version 4.10
Linux Ubuntu 18.04.1 LTS	x86_64 (64-bit)	Kernel version 4.18.7



NOTE

Power saving modes of the operating systems (StandBy, Sleep, Suspend...) are not supported.

macOS

The **Memento** driver is designed to support all macOS versions from version 10.12 on x86_64 (64-bit) platforms.

This release has been validated with the following version(s):

OS Name & Version	Platform	Notes
macOS 10.12.6	x86-64 (64-bit)	A.k.a. Sierra
macOS 10.13.4	x86-64 (64-bit)	A.k.a. High Sierra



NOTE

The **Memento** driver for macOS is signed by Euresys using a certificate that has been signed by Apple.

Power saving modes of the operating systems (StandBy, Sleep, Suspend...) are not supported.

1.2. Contributing Drivers


This release of **Memento** collects traces from the following Euresys drivers:

Driver Name	Supported versions
Coaxlink Driver	3.2 or higher
MultiCam Driver	6.12 or higher

This release of **Memento** collects analyzer traces from the following Euresys drivers:

Driver Name	Supported versions
Coaxlink Driver	9.5 or higher

2. Important Notices

 **WARNING**
Important notifications to be read before installing and/or using the product on your PC.

- 2.1. Installing Memento 9
- 2.2. Driver Installation on macOS11
- 2.3. Driver Installation on Windows12
- 2.4. Driver Installation on Windows 714
- 2.5. Driver Installation on Windows Server 201615

2.1. Installing Memento

Memento is distributed on the support section of the Euresys website:

<https://www.euresys.com/Embedded-Vision-Software-Drivers-and-Documentation>.



NOTE

The Euresys website download area may require user authentication. The user ID and password are defined by the user. Access is free and unrestricted.

1. Select the *Coaxlink product series* to display the file list corresponding to the latest available **Coaxlink** driver and **Memento** releases or select the *Grablink product series* to display the file list corresponding to the latest available **MultiCam** driver and **Memento** releases.
2. Select the setup file corresponding to your operating system and your processor architecture

memento-<OS>-<ARCH>-<MA.MI.RE.BU>.<EXT>

- The <OS> field designates the operating system: `linux`, `macos`, `win`, `win10`
- The <ARCH> field designates the processor architecture: `aarch64`, `x86`, `x86_64`
- The <MA.MI.RE.BU> designates respectively the major and minor version numbers, the revision and the build numbers of the driver package
- <The EXT> field designates the file type: `exe`, `tar.gz`, `pkg`



NOTE

For an installation on Windows 10, use the `memento-win10-<ARCH>-<MA.MI.RE.BU>.exe` setup file with drivers signed by Microsoft.

3. Launch the installer tool to install the driver files and software tools on your PC.



NOTE

If you have an existing Memento driver already installed, the installer tool prompts you to uninstall it before being able to continue. Otherwise, it prompts you for the selection of the destination folder. The default folder is `C:\Program Files\Euresys\Memento` for Windows versions.

For Linux users only

Memento must be installed prior to **Coaxlink** or **MultiCam** driver.

If the **Coaxlink** or **MultiCam** driver is already installed, proceed as follows:

1. Uninstall **Coaxlink** or **MultiCam** driver.
2. Install **Memento**.

3. Re-install **Coaxlink** or **MultiCam** driver.

For macOS users only

Refer to "Driver Installation on macOS" on the next page.

For Windows users only

Refer to "Driver Installation on Windows" on page 12, "Driver Installation on Windows 7" on page 14 and "Driver Installation on Windows Server 2016" on page 15.

2.2. Driver Installation on macOS

**WARNING**

Important notifications to be read before installing Euresys drivers on your macOS PC.

Memento and Coaxlink Installers

This notice applies when installing **Coaxlink** or **Memento** Euresys drivers on **macOS**.

After **Memento** and **Coaxlink** package files have been downloaded with **Safari**, the usual double-click to launch the installer will not let you install the package.

You shall use instead **control+click** and select **Open** to launch the installer. When a window pops up, click **Open** to proceed.

macOS High Sierra or later

This notice applies when installing **Coaxlink** or **Memento** Euresys drivers on **macOS High Sierra** or later.

Starting with macOS High Sierra, the user has to manually approve loading of third-party kernel extensions.

See https://developer.apple.com/library/content/technotes/tn2459/_index.html

The first time **Memento** and **Coaxlink** drivers are installed, their kernel extensions have to be approved.

A window about blocked extensions might pop up during the package installation.

Go to **Preferences** → **Security & Privacy** and ensure that **System software from developer "Euresys SA"** was blocked from loading. If so, click on **Allow**.

2.3. Driver Installation on Windows

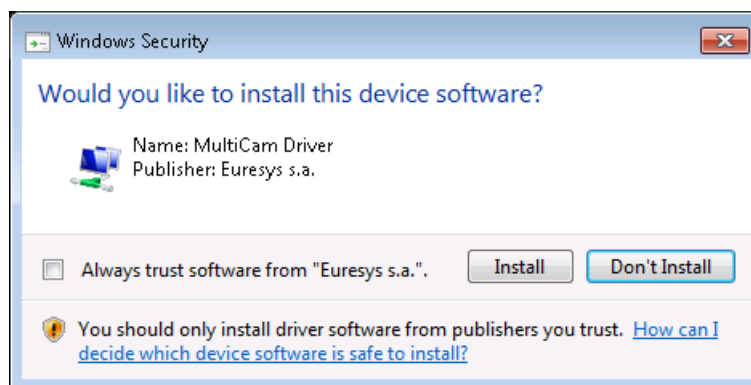


WARNING

Important notification to be read before installing Euresys drivers on your Windows PC

The following Windows Security warning messages may occur at driver installation on Microsoft Windows:

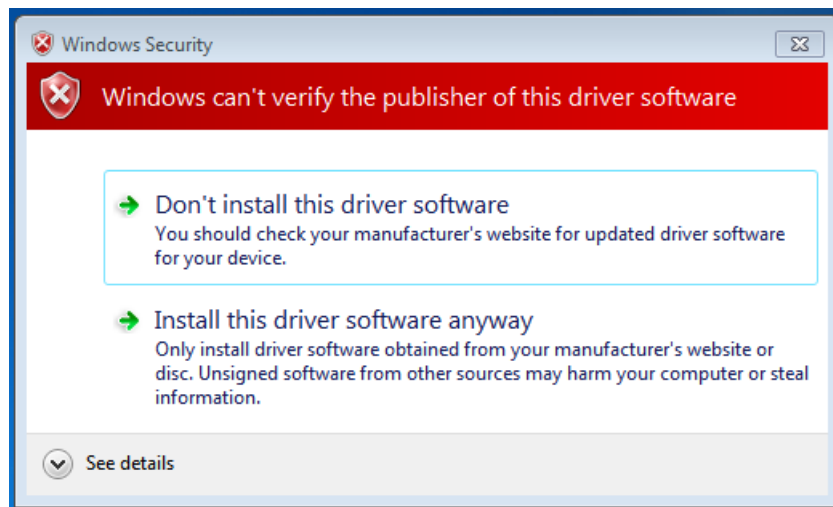
Always trust Euresys code-signing certificate



This Windows security warning occurs when the Euresys code-signing certificate is missing from the "Trusted Publishers" Windows Certificate store. This happens, for instance, when the Euresys code-signing certificate must be renewed.

Follow the instructions to install the current Euresys code-signing certificate into the "Trusted Publishers" Windows certificate store.

Missing time-stamping certificate



This Windows security warning occurs when the VeriSign Universal Root CA certificate for time-stamping is missing from the Windows certificate store.

This issue can be solved by installing this missing certificate, which is available in an archive that can be downloaded [here](#), on the Symantec website.

2.4. Driver Installation on Windows 7

**WARNING**

Important notification to be read before installing Euresys drivers on your Windows 7 PC.

Renewal of the "Code Signing For Microsoft Authenticode" certificate for Euresys drivers and SHA-256 support

Microsoft Windows 7 and Microsoft Windows Server 2008 R2 now require at least SP1 as well as some specific Windows updates in order to support SHA-256 certificates.

The following Windows update is required and must be installed before using Euresys drivers on Microsoft Windows 7 and Microsoft Windows Server 2008 R2:

- [KB3033929](#) (provides support for SHA-256 certificates which are required by Microsoft): without this one, a “Windows cannot verify the digital signature for the drivers required for this device” (code 52) error will prevent the Euresys drivers from loading.

2.5. Driver Installation on Windows Server 2016



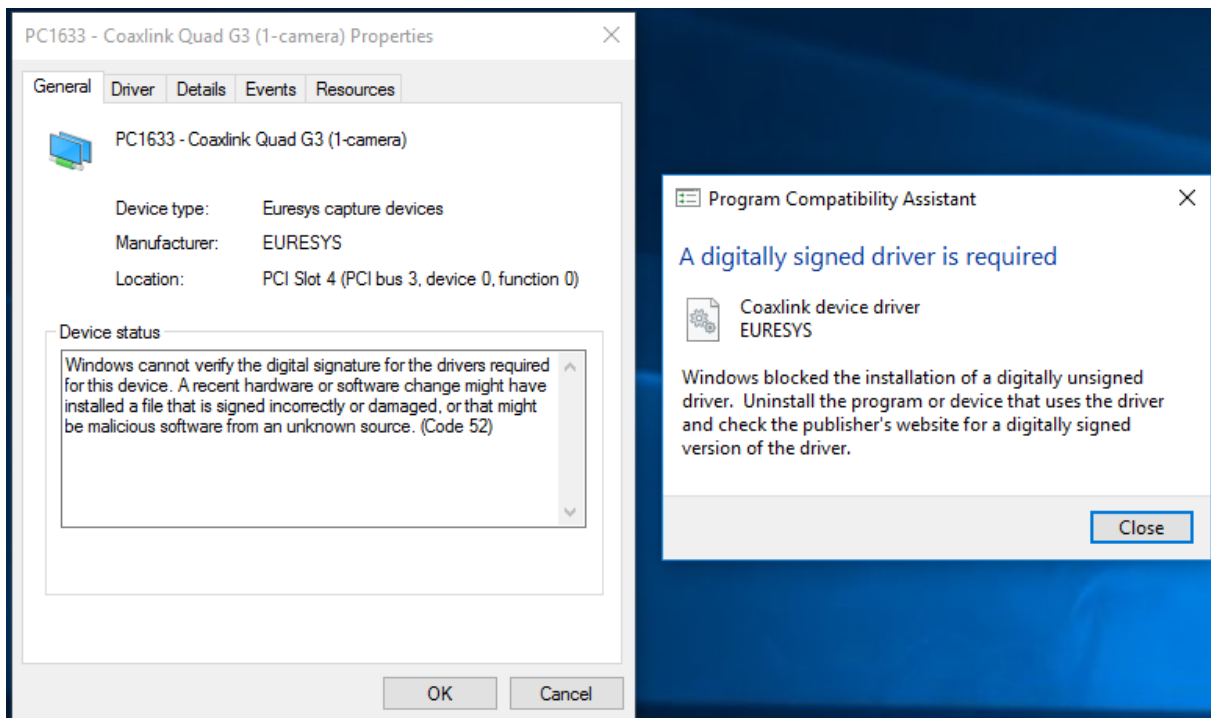
WARNING

Important notifications to be read before installing the driver on your Windows Server 2016 PC.

This notice applies to:

- Memento driver since version 4.7

When installing Euresys drivers on a fresh install of Windows Server 2016, the UEFI Secure Boot feature must be disabled in BIOS so that the Euresys drivers can be loaded by Windows when Secure Boot is enabled.



Device Manager error message

3. Release Details

3.1. Added and Improved Features	17
3.2. Solved Issues	18

3.1. Added and Improved Features

Memento 12.3

Improved Linux installation scripts

- Warning when kernel build tools are either missing or built for an inadequate architecture.
- Warning when `allow_unsupported_modules 0` is defined (SUSE Linux).

New traces

Added decoding of new trace from FPGA regarding broken frames.

3.2. Solved Issues

Memento 12.3

- 12.3.1: Fixed macOS package installer compatibility issues with macOS Catalina (10.15).